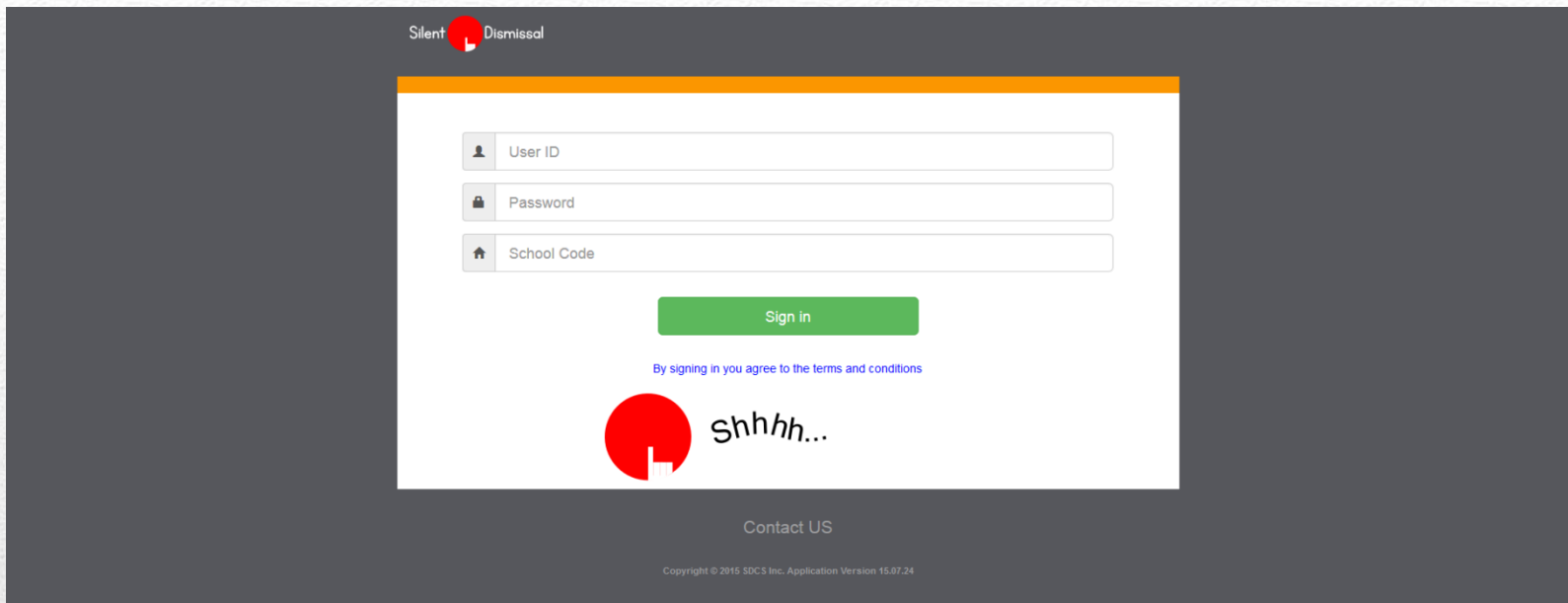


Silent Dismissal

Classroom Quick Start Guide





Enter your site address in the browser, e.g., yourschool.sdcs99.com

Enter your User ID, Password. These should be first initial and last name, all in lower case without spaces, last name all in lower case, and the School Code should be filled in already

Sign In

Buses: Lion, Hippo, 777

Vans: Happy Kids

Markita Edmiston	<input type="button" value="Depart"/> <input type="button" value="Clear"/> Carpool 25 to Pick Up <input type="button" value="Depart"/> <input type="button" value="Clear"/> Hippo <input type="button" value="Depart"/> <input type="button" value="Clear"/> 5005	Kacy Heras	<input type="button" value="Depart"/> <input type="button" value="Clear"/> Carpool 15 to North <input type="button" value="Depart"/> <input type="button" value="Clear"/> 777 to Pick Up <input type="button" value="Depart"/> <input type="button" value="Clear"/> 5005 <input type="button" value="Depart"/> <input type="button" value="Clear"/> Lion <input type="button" value="Depart"/> <input type="button" value="Clear"/> Walker K-2
Marilu Cavin	<input type="button" value="Depart"/> <input type="button" value="Clear"/> Carpool 28 to West <input type="button" value="Depart"/> <input type="button" value="Clear"/> Hippo <input type="button" value="Depart"/> <input type="button" value="Clear"/> 5005	Paulita Allin	<input type="button" value="Depart"/> <input type="button" value="Clear"/> Carpool 20 to East <input type="button" value="Depart"/> <input type="button" value="Clear"/> Hippo <input type="button" value="Depart"/> <input type="button" value="Clear"/> Happy Kids <input type="button" value="Depart"/> <input type="button" value="Clear"/> 5005
Te'Resita Poblete	<input type="button" value="Depart"/> <input type="button" value="Clear"/> Carpool 26 to Pick Up <input type="button" value="Depart"/> <input type="button" value="Clear"/> Hippo <input type="button" value="Depart"/> <input type="button" value="Clear"/> Walker K-2	Paulina Sharrow	<input type="button" value="Depart"/> <input type="button" value="Clear"/> Carpool 18 to East <input type="button" value="Depart"/> <input type="button" value="Clear"/> Chess Club to Media Center <input type="button" value="Depart"/> <input type="button" value="Clear"/> Jump Rope Club <input type="button" value="Depart"/> <input type="button" value="Clear"/> 3rd Grade Walkers <input type="button" value="Depart"/> <input type="button" value="Clear"/> 5001
Brock Mckinley	<input type="button" value="Depart"/> <input type="button" value="Clear"/> Carpool 17 to East <input type="button" value="Depart"/> <input type="button" value="Clear"/> Happy Kids <input type="button" value="Depart"/> <input type="button" value="Clear"/> Walker K-2	Ike Dunwody	<input type="button" value="Depart"/> <input type="button" value="Clear"/> Carpool 4888 to Lane 2, G2 <input type="button" value="Depart"/> <input type="button" value="Clear"/> Walker K-2
Br'ce	<input type="button" value="Depart"/> <input type="button" value="Clear"/> Carpool 19 to Fast	Margret	<input type="button" value="Depart"/> <input type="button" value="Clear"/> Carpool 14 to North

This is the normal dismissal view. New information appears on the top left. If a student is leaving the classroom for the listed item, press Depart. If the student name appears with a reason that the student will not be participating in today, then press clear.

Dismissal Information

Daily Participation

	P	A	E	Status	Last Name	First Name	Grade	Carpool	Dismissal Groups	Explicit
1	<input checked="" type="radio"/>	<input type="radio"/>	<input type="radio"/>	P	Dunwody	Ike	Second	4888	Walking: Walker K-2	<input checked="" type="radio"/>
2	<input checked="" type="radio"/>	<input type="radio"/>	<input type="radio"/>	P	Heras	Kacy	Second	15	Walking: Walker K-2 Bus: 777 Except: Tue Wed Thu Fri Bus: Lion Except: Mon Thu Fri Sat Walking: Walker K-2 Except: Thu Fri Carpool: 5005	<input checked="" type="radio"/>
3	<input checked="" type="radio"/>	<input type="radio"/>	<input type="radio"/>	P	Maultsby	Margret	Second	14	Walking: Walker K-2 Bus: 777 Except: Tue Wed Thu Fri Bus: Lion Except: Mon Thu Fri Sat Walking: Walker K-2 Except: Thu Fri Carpool: 5005 Bus: 777 Except: Sun Mon Wed Fri Sat Club: Chess Club	<input checked="" type="radio"/>
4	<input checked="" type="radio"/>	<input type="radio"/>	<input type="radio"/>	P	Mckinley	Brock	Second	17	Walking: Walker K-2 Bus: 777 Except: Tue Wed Thu Fri Bus: Lion Except: Mon Thu Fri Sat Walking: Walker K-2 Except: Thu Fri Carpool: 5005 Bus: 777 Except: Sun Mon Wed Fri Sat Club: Chess Club Daycare Van: Happy Kids Except: Tue Walking: Walker K-2	<input checked="" type="radio"/>
5	<input checked="" type="radio"/>	<input type="radio"/>	<input type="radio"/>	P	Sharrow	Brice	Second	19	Walking: Walker K-2 Bus: 777 Except: Tue Wed Thu Fri Bus: Lion Except: Mon Thu Fri Sat Walking: Walker K-2 Except: Thu Fri Carpool: 5005	<input checked="" type="radio"/>

Ideally, designate students not in the classroom today by navigating to Students / Participation, then selecting A (absent) or E (Left Early), then click the Home button to return to the dismissal view

Student Participation

Class Roster

	Last Name	First Name	Grade	Carpool	Dismissal Groups	Explicit	Remove
1	Dunwody	Ike	Second	4888	Walking: Walker K-2	<input type="radio"/>	<input checked="" type="checkbox"/>
2	Heras	Kacy	Second	15	Bus: 777 Except: Tue Wed Thu Fri Bus: Lion Except: Mon Thu Fri Sat Walking: Walker K-2 Except: Thu Fri Carpool: 5005	<input type="radio"/>	<input checked="" type="checkbox"/>
3	Maultsby	Margret	Second	14	Bus: 777 Except: Sun Mon Wed Fri Sat Club: Chess Club	<input type="radio"/>	<input checked="" type="checkbox"/>
4	Mckinley	Brock	Second	17	Daycare Van: Happy Kids Except: Tue Walking: Walker K-2	<input type="radio"/>	<input checked="" type="checkbox"/>
5	Sharrow	Bri'ce	Second	19	Bus: Hippo Club: Chess Club Club: Jump Rope Club Walking: 3rd Grade Walkers	<input type="radio"/>	<input checked="" type="checkbox"/>
6	Sharrow	Paulina	Second	18	Club: Chess Club Club: Jump Rope Club Walking: 3rd Grade Walkers Carpool: 5001	<input type="radio"/>	<input checked="" type="checkbox"/>
7	Weary	Chi'ng	First	11		<input type="radio"/>	<input checked="" type="checkbox"/>
8	Wilkins	Merrilee	Second	4888	Daycare Van: Happy Kids Except: Mon Tue Wed	<input type="radio"/>	<input checked="" type="checkbox"/>

Available Students

	Last Name	First Name	Grade	Carpool ID

At the beginning of each year or term, navigate to Student / Roster. Remove students no longer in the classroom by checking the red X in the remove column.













At the bottom of the screen, sort the available students by selecting the grade button, place a check mark by each student in the classroom, then scroll the to bottom and click “Add Selected Students”

Classroom Roster

Edit Student

First Last* Carpool
Grade

Assign Student to Groups Updated on click in real time

Grp	Group Name	Group Type	Sun	Mon	Tue	Wed	Thu	Fri	Sat	Location	Color
<input type="checkbox"/>	777	Bus								Pick Up	
<input type="checkbox"/>	Alligator	Bus									
<input checked="" type="checkbox"/>	Hippo	Bus	<input checked="" type="checkbox"/>	<input checked="" type="checkbox"/>	<input checked="" type="checkbox"/>	<input checked="" type="checkbox"/>	<input checked="" type="checkbox"/>	<input checked="" type="checkbox"/>	<input checked="" type="checkbox"/>		
<input type="checkbox"/>	Lion	Bus									
<input type="checkbox"/>	Happy Kids	Daycare Van									
<input type="checkbox"/>	Stay's and Play's	Daycare Van									
<input checked="" type="checkbox"/>	Chess Club	Club	<input checked="" type="checkbox"/>	<input checked="" type="checkbox"/>	<input checked="" type="checkbox"/>	<input checked="" type="checkbox"/>	<input checked="" type="checkbox"/>	<input checked="" type="checkbox"/>	<input checked="" type="checkbox"/>	Media Center	
<input checked="" type="checkbox"/>	Jump Rope Club	Club	<input checked="" type="checkbox"/>	<input checked="" type="checkbox"/>	<input checked="" type="checkbox"/>	<input checked="" type="checkbox"/>	<input checked="" type="checkbox"/>	<input checked="" type="checkbox"/>	<input checked="" type="checkbox"/>		
<input checked="" type="checkbox"/>	3rd Grade Walkers	Walking	<input checked="" type="checkbox"/>	<input checked="" type="checkbox"/>	<input checked="" type="checkbox"/>	<input checked="" type="checkbox"/>	<input checked="" type="checkbox"/>	<input checked="" type="checkbox"/>	<input checked="" type="checkbox"/>		
<input type="checkbox"/>	Walker K-2	Walking									
<input type="checkbox"/>	5001	Carpool									
<input type="checkbox"/>	5002	Carpool									

After students are added to the roster, click the student last name to assign each student to the appropriate groups by clicking in the Grp column checkbox. Remove the check mark from any day of the week that does not apply to the student.

Student Groups

Set Explicit Dismissal for Today

Paulina Sharrow; Grade: Second; Class: Onecl, Onecf

Current Setting

Normal Dismissal

Set	Absent	
Set	Left Early	
Set	Normal Dismissal	
Set	Carpool Only	
Set	<input type="text"/>	Alternate Carpool
Set	Club	Chess Club
Set	Club	Jump Rope Club
Set	Walking	3rd Grade Walkers
Set	Carpool	5001

Copyright © 2015 SDCS, Inc. Application Version: 15.07.24

When a student dismissal for a day deviates from the norm, set the student explicit dismissal value by going to Students / Roster or Student / Participation then clicking in the Explicit column.

Setting an explicit dismiss reason will override all other settings for the current day only. At midnight the dismissal will revert to normal operation.

Explicit Dismissal

- Students – these settings remain in effect until manually removed
 - Add individual students to your classroom view by selecting Students / Temporary
 - View an entire additional classroom by selecting Students / Other Class
 - Determine what information will be displayed on your screen by selecting Students / Current List
- Profile
 - Change your account information, password, or display from the Tools menu

Additional Settings
